

ATIVIDADES DE RECORTE E COLAGEM




NOME: _____

TURMA: _____ DATA: _____

VAMOS APRENDER A RECORTAR!

1. RECORTE O CORAÇÃO ABAIXO COMEÇANDO PELA TESOURA:




NOME: _____


TURMA: _____ DATA: _____

VAMOS APRENDER A RECORTAR!

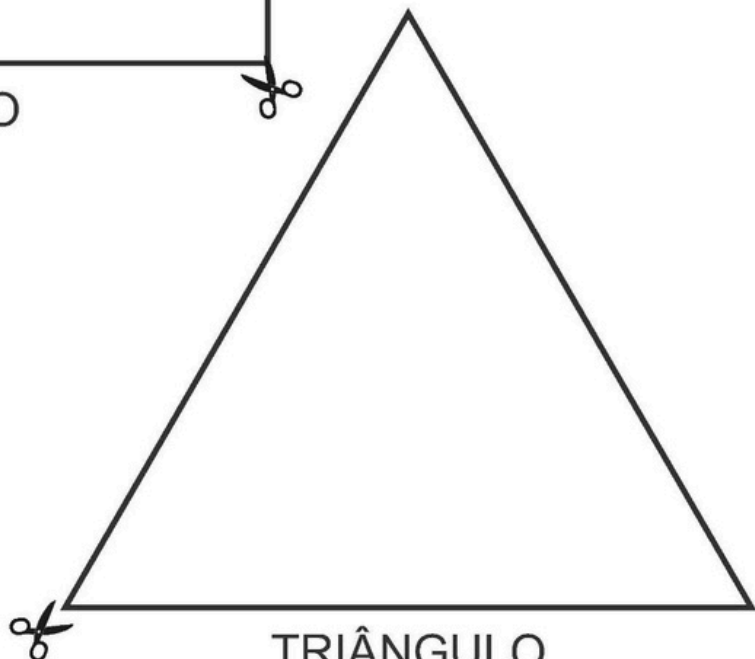
1. RECORTE AS FORMAS GEOMÉTRICAS ABAIXO:



RETÂNGULO



QUADRADO




TRIÂNGULO

NOME: _____

TURMA: _____ DATA: _____


1. RECORTE O MACACO:



NOME: _____

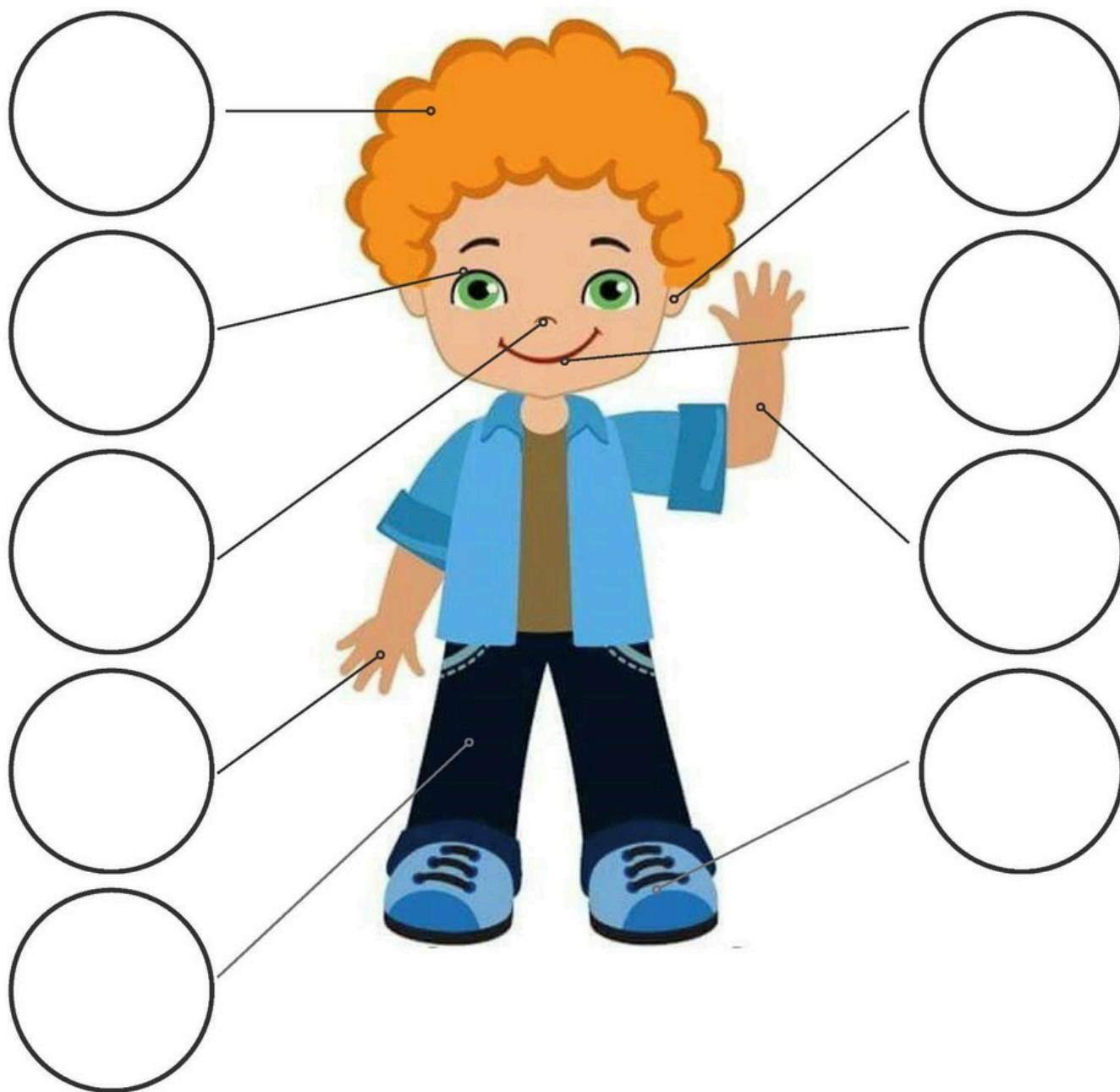
TURMA: _____ DATA: _____

1. COLE O MACACO ABAIXO:



NOME: _____

TURMA: _____ DATA: _____



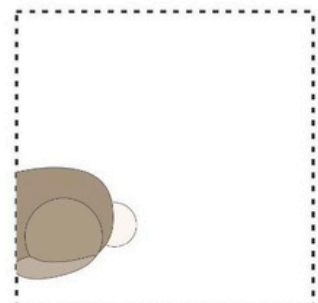

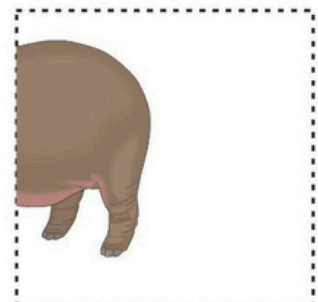

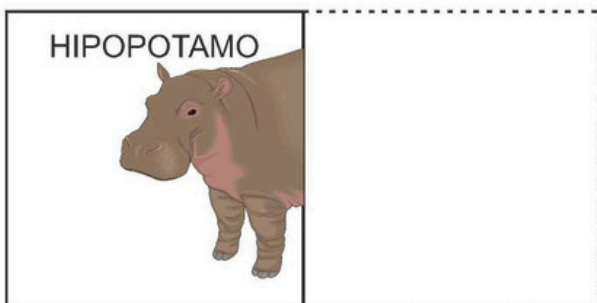



RECORTE AS PARTES DO CORPO E COLE NA IMAGEM ACIMA:



NOME: _____

TURMA: _____ DATA: _____



1. RECORTE E COLE A PARTE QUE COMPLETA CADA ANIMAL:



NOME: _____

TURMA: _____ DATA: _____

1. RECORTE OS QUADRADOS ABAIXO E COLE LADO A LADO NA PRÓXIMA PÁGINA, FORMANDO PALAVRAS:

 NE	 ES	 BO	 NHEI
 LU	 BE	 CA	 LA
 DI	 PIS	 BO	 CAR
 CA	 BRA	 CO	 CE
 LÁ	 RO	 RO	 BÊ
 SIL	 SA	 LAR	 LA

NOME: _____

TURMA: _____ DATA: _____

1. COLE OS QUADRADOS ABAIXO FORMANDO PALAVRAS E ESCREVA
ABAIXO DELES AS PALAVRAS DAS FIGURAS:



NOME: _____

TURMA: _____ DATA: _____





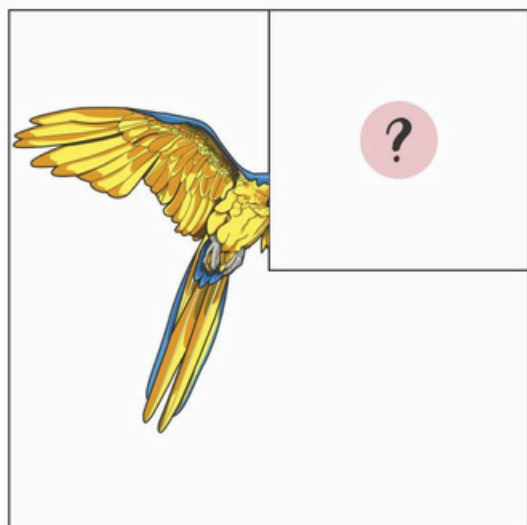




1. COLE OS QUADRADOS ABAIXO FORMANDO PALAVRAS E ESCREVA
ABAIXO DELES AS PALAVRAS DAS FIGURAS:



NOME: _____

TURMA: _____ DATA: _____


1. RECORTE AS FIGURAS E COLE EM SEUS RESPECTIVOS LUGARES:



NOME: _____

TURMA: _____ DATA: _____

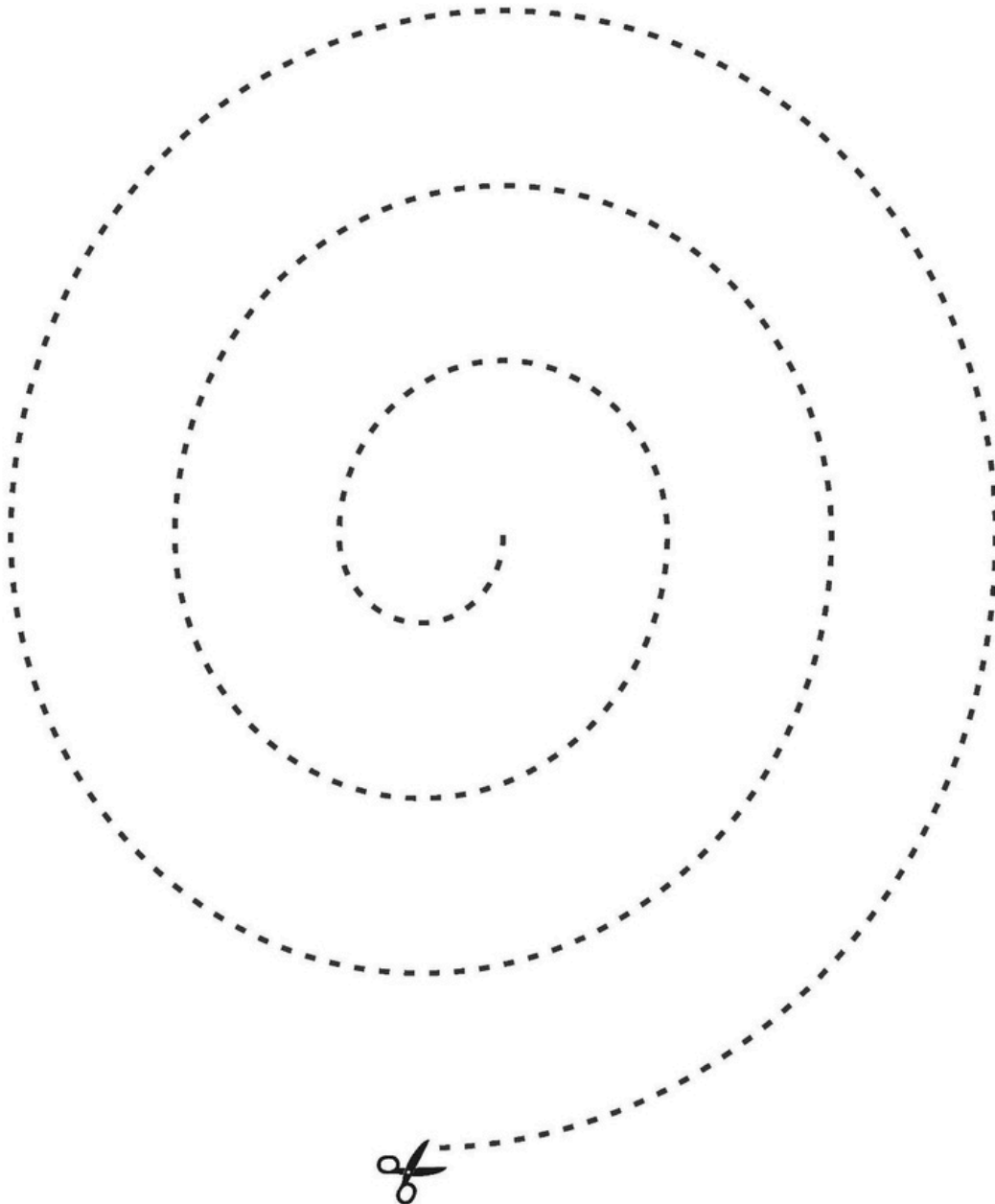
1. RECORTE POR TODA A LINHA PONTILHADA:



NOME: _____

TURMA: _____ DATA: _____

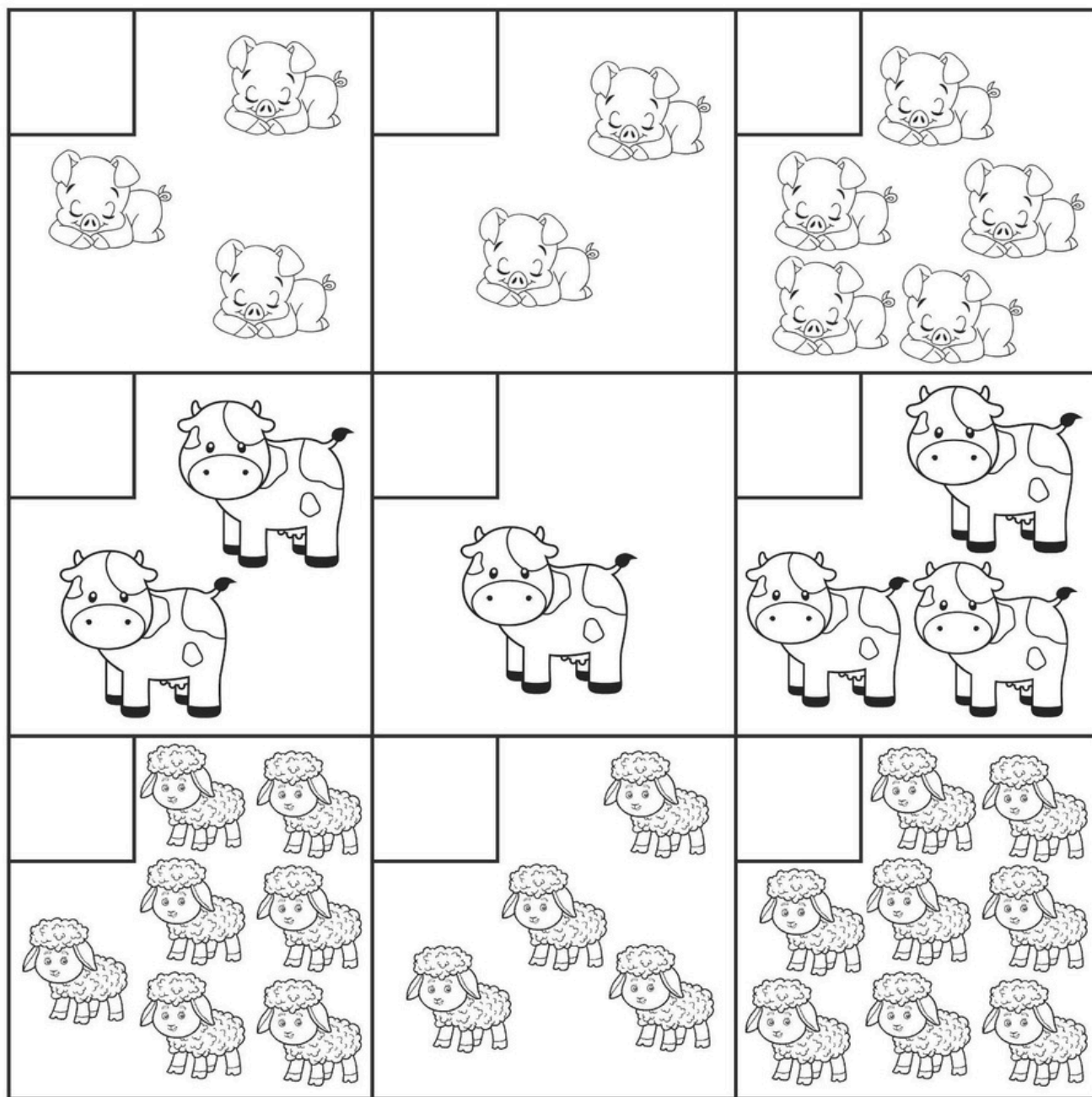
1. CORTE O ESPIRAL ABAIXO:



NOME: _____

TURMA: _____ DATA: _____

1. EUMERE OS ESPAÇOS ABAIXO RECORTANDO E COLANDO:



3

1

5

3

2

8

2

9

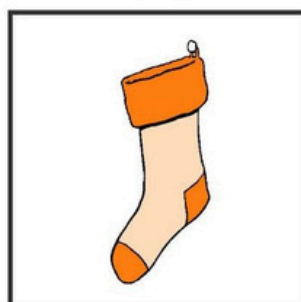

7

4

NOME: _____

TURMA: _____ DATA: _____

1. RECORTE AS PALAVRAS E COLE-AS JUNTO À FIGURA COM A QUAL ELA RIMA.



POÇA

AVIÃO

AREIA

SAPO

CABELO

JOELHO

MARTELO


PIOLHO



NOME: _____

TURMA: _____ DATA: _____

1. RECORTE AS PALAVRAS E COLE-AS JUNTO ÀS FIGURA CORRESPONDENTES.



BOLA

CELULAR

NOTEBOOK

CASA

LIXEIRA

BONECA

ESCOLA

BANCO

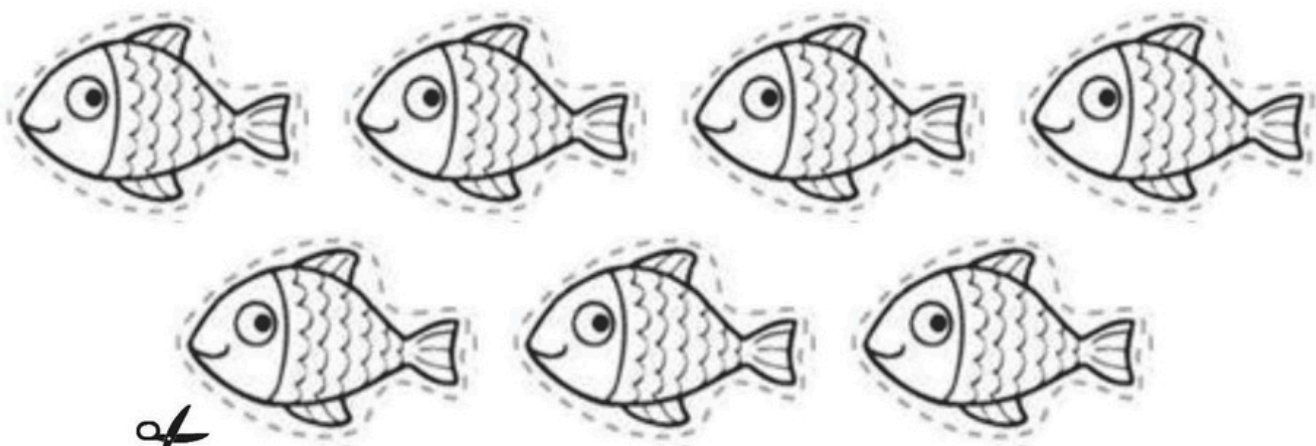

TELEFONE



NOME: _____

TURMA: _____ DATA: _____

1. RECORTE OS PEIXINHOS E COLE-OS NO AQUÁRIO.



NOME: _____

TURMA: _____ DATA: _____


1. COLE UM BARBANTE NA JUBA DO LEÃO, ONDE ESTÁ TRACEJADO.



NOME: _____

TURMA: _____ DATA: _____


1. PINTE O PATINHO COM TINTA AMARELA.
2. COLE PADACINHOS DE PAPEL CREPOM AZUL NO LAGO.



NOME: _____

TURMA: _____ DATA: _____


1. PINTE OS BICOS E PATAS DO PINTINHO DE LARANJA.
2. COLE MILHO DE PIPOCA NO CORPO DO PINTINHO.



NOME: _____

TURMA: _____ DATA: _____


1. COLE PAPEL CREPOM COLORIDO NO CASCO DO CARAMUJO.



NOME: _____

TURMA: _____ DATA: _____


1. COLE PAPEL CREPOM AMARELO NO CORPO DA ABELHA.



NOME: _____

TURMA: _____ DATA: _____


1. COLE PAPEL CREPOM "COLORIDO" NO CORPO DO COELHO.



NOME: _____

TURMA: _____ DATA: _____


1. COLE PAPEL CREPOM "COLORIDO" NO CORPO DO GATINHO.



NOME: _____

TURMA: _____ DATA: _____


1. COLE NOS BALÕES, PAPEL CREPOM DAS DUAS CORES QUE VOCÊ MAIS GOSTA.



NOME: _____

TURMA: _____ DATA: _____

1. COLE NOS BALÕES, PEDACINHOS DE PAPEL CREPOM DE VÁRIAS CORES DIFERENTES E DEPOIS PINTE A CASA.



ATENÇÃO!

PROIBIDO O COMPARTILHAMENTO SEM AUTORIZAÇÃO

Todo o material incluso nesta apostila estão protegidos por direitos autorais de seu criador: **RAFAEL DA SILVEIRA**, sendo proibido toda ou quaisquer forma de plágio, cópia, reprodução ou qualquer outra forma de uso não autorizado.

Sujeitando-se o transgressor, as penalidades previstas nos códigos civil e criminal.

Caso tenha dúvidas, entre em contato com o suporte através do e-mail:
suporte@nuvemkids.com



NUVEM KIDS © 2023
TODOS OS DIREITOS RESERVADOS.